

SONIDO FINAL

Busca el sonido final de cada dibujo y luego escríbelo.

La *a* está en la




.....

La *e* toma su



.....

La *i* comió



.....

La *o* se



y

.....

La *u* está
















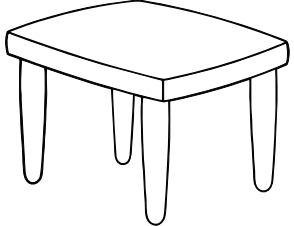


como tú.

Nombre:



Pinta en cada riel del mismo color, los objetos que terminan igual.

Nombre:

Colorea el sonido final.



u

mund

o



a

plum

s

30

t

treint

a



e

auto


r



a

ballen

n



s






bigote

r

Nombre:







Colorea, une con línea los dibujos que tienen el mismo sonido final.



Nombre:




Recorta las figuras y pégalas junto a aquellas cuyos nombres tengan el sonido final.

Nombre:

Material educativo GRATUITO de estudiositos.com





Descarga más fichas educativas de comunicación para niños de 5 años en el siguiente enlace:

estudiositos.org/lenguaje-y-comunicación-5-años