


SÍLABA “PU”




Rasga papel lustre y pega en la sílaba “Po” mayúscula.

Pu



Nombre:


Completa la sílaba inicial de cada palabra.




_____ *erco*




_____ *ño*




_____ *lpo*



_____ *lga*



_____ *lsera*




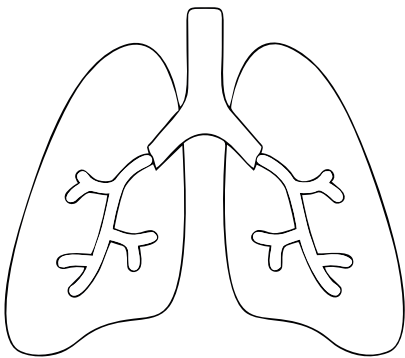



_____ *nto*

Nombre:




Colorea las figuras que inicien con la sílaba “pu”.




Nombre:

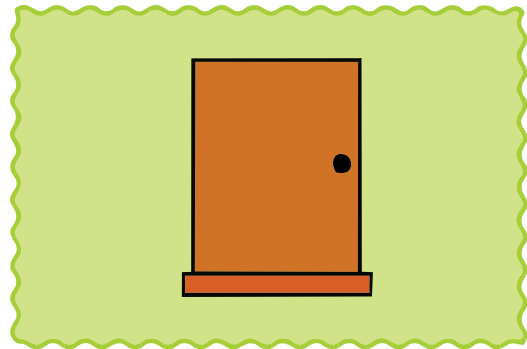



Escribe la sílaba “pu” en cada imagen y completa.















Nombre:




Marca (X) la sílaba inicial de cada figura.



po pe pu



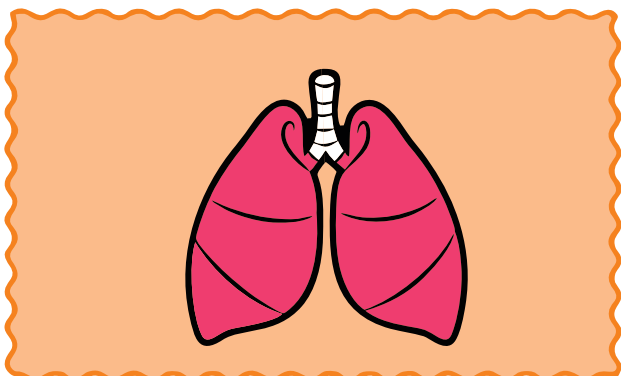
po pu pi




pa pe pu



pu po pi



pu pe pi



po pe pu

Nombre:



**Descarga más fichas educativas de comunicación
para niños de 4 años en el siguiente enlace:**

estudiositos.org/lenguaje-y-comunicación-4-años